



# ECLIPSE, a multimodal analysis of speech pathologies

POLYTECH.MONS

T.Dubuisson<sup>1</sup>, T.Dutoit<sup>1</sup>, B.Gosselin<sup>1</sup>, J. Schoentgen<sup>2</sup>, F.Grenez<sup>2</sup>, M. Remacle<sup>3</sup>

1-Faculté Polytechnique de Mons, TCTS Lab, Boulevard Dolez, 31, B-7000 Mons, Belgium; 2-Université Libre de Bruxelles, Ondes et Signaux, Avenue Roosevelt 50, CP 165/51, B-1050 Bruxelles; 3-Cliniques Universitaires de Mont Godinne, Service ORL – ORLO, Avenue DR. Terrasse 5, B-5530 Yvoir

## ECLIPSE:

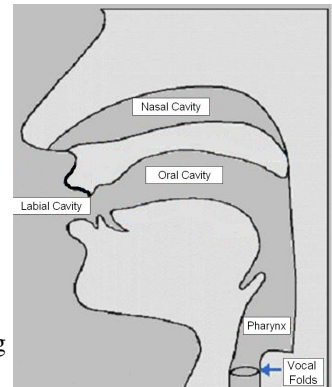
Evaluation fonctionnelle **CL**inique des **P**athologies vocales et **S**uivi **E**mbarqué - Clinical functional evaluation of vocal pathologies and embedded follow-up

## Partners



## Context

- Production of speech:
  - Vibration of the vocal folds
  - Flow of pulsated air in the vocal tract
  - Radiation at the lips
- Voice disorders : biphonation, diplophony, amplitude and frequency modulation
- Vocal assessment :
  - Perceptual evaluation (GRBASI scale)
  - Aerodynamic and acoustic measurements
  - Stroboscopic examination
  - Self-evaluation
- Limitations of vocal assessment:
  - Often limited to sustained vowels
  - Unable to follow the evolution of pathology during work



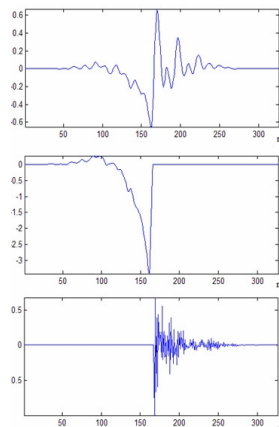
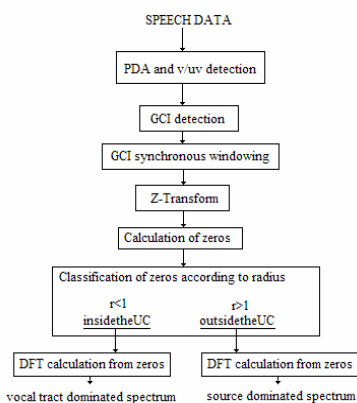
## Goals

- Detection of dysperiodicities in connected speech
- Clinical station: estimation of voice pathologies (sustained vowel or connected speech), whatever the degree of hoarseness is; multimodal analysis between acoustic signal and images of the vibration of the vocal folds
- Embedded station: follow-up of the patient in his everyday life

## Methods

### ZZT: Zeros of the Z-Transform

Separation of speech into **glottal source** and **vocal tract response**

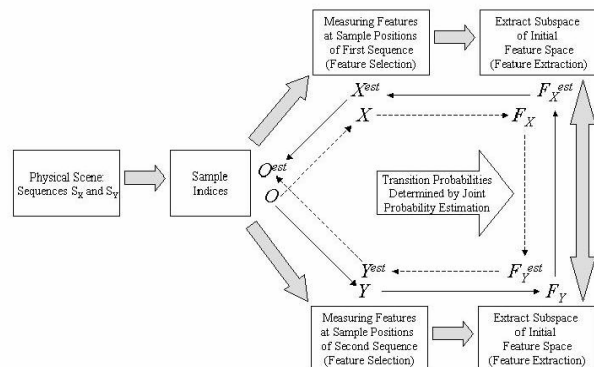


Left: algorithm of separation; Right: 1: Windowed frame of speech; 2: Glottal source; 3: Response of the vocal tract

B. Bozkurt, « Zeros of the z-transform (ZZT), representation and chirp group delay processing for the analysis of source and filter characteristics of speech signals», PhD Thesis, October 2005, FPMs

### Multimodal approach

- Two modalities: **speech** and **images of vibration of vocal folds** (high speed imaging)
- Goal: extraction of information about voice pathologies from the two modalities **in synchrony**
- Diagram:



T. Butz & J.P. Thiran « From Error Probability to Information Theoretic Signal Processing», ITS Technical Report 03.03 – Group Brain, June 2003

